


# ROOF MAKER


WORLD CLASS ROOFLIGHTS

## BLACKOUT BLINDS CORD GUIDE


### REFERENCE: PROPOSED CORD & NYLON CONFIGURATION PER ROOF BLIND

#### KEY:

 Spooling cord – this cord travels through the central section of the fabric. Cords are paired together as an 'extend & return' system. Cord pairs are spaced 20mm apart. Spooling cords are visible when the blind fabric is compressed closed.

 Support nylon – this semi-transparent nylon cord is fitted to provide fabric support. Nylon cords are visible when the blind fabric is compressed closed.


Motor position is defined as looking at the underside of the headrail where the motor and cord spooling componentry are exposed.



THIS SET UP APPLIES TO ALL ROOF BLINDS 500MM TO 699MM WIDE



THIS SET UP APPLIES TO ALL ROOF BLINDS 700MM TO 1100MM WIDE



THIS SET UP APPLIES TO ALL ROOF BLINDS >1100MM TO 1400MM WIDE



THIS SET UP APPLIES TO ALL ROOF BLINDS >1400MM TO 2000MM WIDE