

# ROOF MAKER

WORLD CLASS ROOFLIGHTS



## PRODUCT SPECIFICATION GUIDE WALK ON ROOFLIGHT



## FEATURES



- The ideal rooflight for areas that need to be walked on, such as roof terraces or above basement areas, where natural light is required below
- Suitable for a wide range of floor types, such as flat roof decks or internal flooring
- Triple glazed as standard, achieving Ug-values as low as 0.6w/m<sup>2</sup>k

- Bespoke items made to order and delivered within 30 working days
- Features a walk on grade top pane of glass, either 25.5mm or 33mm thick dependant on the size of the rooflight
- Manufactured to 'internal dimensions' or 'visible glass size'
- Minimum sizing 400mm x 400mm, up to a maximum 2000mm x 1000mm in a single pane of glass
- Maximum sizes up to 2500 x 1000 or 3000 x 800 achievable in 2 panes of glass, with a minimal glazing support bar
- Anti-slip surface available
- Choice of glass tints to suit your requirements
- All aluminium construction, which gives maximum strength and longevity.
- Marine grade powder coated frames, to withstand the harshest weather conditions
- Easy clean glass on all products as standard, keeping the glass cleaner for longer and reducing the manual cleaning effort
- Decorative ceramic border which protects the glass seals from UV damage
- 20-year unit seal warranty and 10 years on aluminium and powder coating\*


\* Full warranty information available on [www.roof-maker.co.uk](http://www.roof-maker.co.uk)

## BLACKOUT BLINDS AVAILABLE

Electric blackout blinds allow you greater control over the light coming into your room. Operate using the remote control, achieving a partial or total blackout as desired.

Powered by the mains adaptor, the blinds are available in black or white pleated material with co-ordinating motors and internal trims. The electric motors come with a 1-year guarantee.

They can be made in sizes up to 3000mm x 2000mm and are fitted to the rooflight during the manufacturing process, supported by spooling cords and semi-transparent nylon cords. The blinds are not sold separately.



## STANDARD FRAME COLOURS

Jet Black (RAL 9005)

## STANDARD GLASS TINTS

Clear Glass

## UPGRADED GLASS TINTS

Subtle Blue Tint

Grey Tint

Satinova Privacy Glass

\* As we manufacture our own products in our state of the art facility in Leicester, we are more than happy to discuss specific needs such as custom RAL colours or any specific requirements you may have, when you make your enquiry with a member of our sales team.

## GLASS OPTIONS



**Energy** is the name given to our standard glass. The glass offers outstanding Ug-values, which can be as low as 0.6 W/m<sup>2</sup>k, depending on your chosen product. Energy Performance is ideal if your property is north or east-facing, as it will maximise available light and heat during the morning.


## ANTI-SLIP SURFACE AVAILABLE

For our walk-on rooflights, we offer an anti-slip finish which is applied to the surface of the glass.

The durable 'etched on' design is elegant in appearance and significantly reduces the chances of the rooflight surface becoming a slip hazard.

Walk-on rooflights located internally within a dwelling, will not always require an anti-slip surface but this is something that would be required in most cases in external applications.

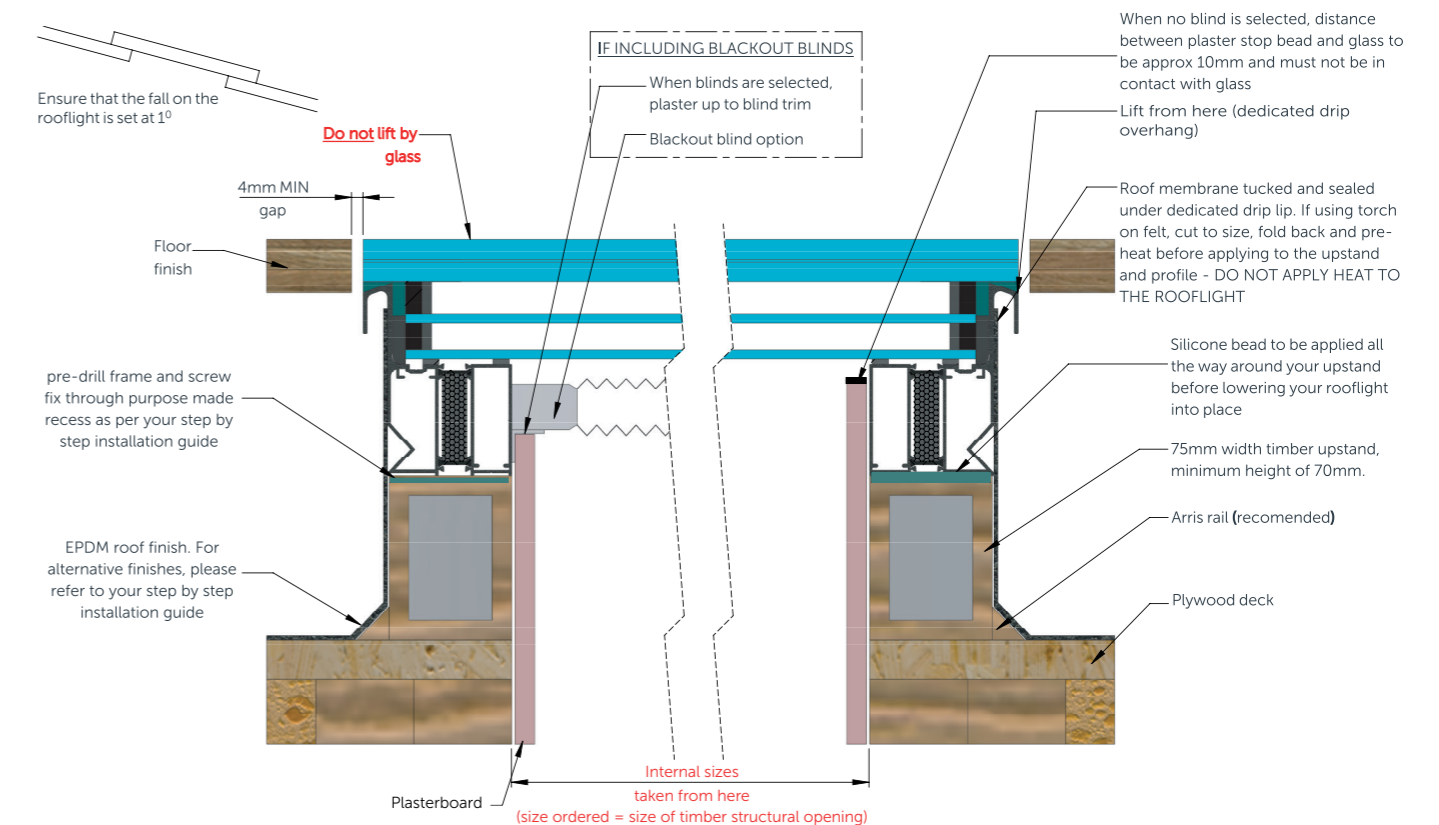
The etched design obscures the glass slightly and is visible both from above and when viewed from below.



## FAST INSTALLATION

A 10 minute installation time is achievable with careful planning and suitable lifting equipment.

The guide weight of a walk-on rooflight is approximately 160kgs/square metre. The rooflight will need to be 'weathered in' or 'flushed', which can be done with your chosen roof membrane or a separate flashing kit. This is not the responsibility of Roof Maker and will need to be completed by your builder or roofing contractor. Correct guidelines can be found in the installation guide at [roof-maker.co.uk/help/technical-document-hub](http://roof-maker.co.uk/help/technical-document-hub). Installing your rooflight according to the guidelines below will ensure it blends in seamlessly with your floor deck and internal finish.



## DELIVERY OF YOUR ROOFLIGHT

All deliveries can be made direct to site, anywhere in the UK. Using our own fleet of vans, our team of experienced drivers will call you an hour before they arrive.

Overseas delivery arrangements are available for non-uk customers.



## PREMIUM CONSTRUCTION

British design, handcrafted premium construction with a market leading 20-year unit seal warranty.

All our units are handcrafted on site. We take pride in the quality and design of all our products. The unit seals are 80% deeper than the industry standard. The deeper the seal, the longer the unit life, our unit seals have a standard life expectancy of 30 years.

Continuous Acrylic Primary Adhesive seal:  
**ONLY ONE JOINTED CORNER**

Bostik P5125 Hotmelt Secondary Super Vapour Seal:  
**80% DEEPER THAN THE INDUSTRY STANDARD**

Two-part Dow Corning structural adhesive glass to aluminium:  
**EXTREMELY STABLE BETWEEN TEMPERATURES OF -50°C - 100°C**



## EDGETECH WARM EDGE SUPER SPACER®

We use Super Spacer® in our entire product range to ensure your heat loss is kept to an absolute minimum.

80% of the energy lost through a window occurs at the edge of the glass because of the highly conductive nature of aluminium spacer. Super Spacer® is 950 times less conductive, blocking heat loss and reducing energy costs. Super Spacer reduces window Ug-values by up to 0.2W/m<sup>2</sup>k, allowing windows to achieve the highest window energy ratings.

## GLASS PERFORMANCE CHART

	Triple Glazed Energy	
	25.5mm top pane	33mm top pane
G-value (%)	48	43
U-value (Ug) (W/m <sup>2</sup> )	0.6	0.6
Acoustics reduction (Decibels)	46	46*

Please note: The G-value performance of your rooflight can be further improved with the addition of a Solar Tint. Please enquire for details.  
\*Acoustic reduction figure based on that of the 25.5mm top pane, triple glazed unit.

Contact our sales team, pop into our Leicester showroom or go online for a quote.

We also offer factory tours if you would like to see and experience our handcrafted manufacturing process directly.

# ROOF MAKER

WORLD CLASS ROOFLIGHTS

0116 269 6297 | [www.roof-maker.co.uk](http://www.roof-maker.co.uk) | [sales@roof-maker.co.uk](mailto:sales@roof-maker.co.uk)  
1 Pinfold Road, Thurmaston, Leicester LE4 8AS  
Monday to Friday 9.00am to 5.00pm