

# ROOF MAKER

WORLD CLASS ROOFLIGHTS



## PRODUCT SPECIFICATION GUIDE FIXED & OPENING LUXLITE™

## FEATURES



- Triple glazed as standard, achieving Ug-values as low as 0.6w/m2k.
- Bespoke items made to order and delivered within 10-15 working days
- Suitable for all roof types, pitched between 15-75 degrees
- Available in both portrait and landscape orientation
- Manufactured to 'internal dimensions' or 'visible glass size'

- Minimum sizing 400mm x 400mm, up to a maximum 2400mm x 1200mm / 3000mm x 1000mm
- Built in Flashing Apron included, for faster installation and superior weathering
- Choice of glass specifications and tints to suit your requirements and budget
- Concealed chain actuators allow you to open part way, or up to as much as 300mm, allowing ventilation of the room below
- Switch controlled as standard, with the option of remote controlled operation with rain sensor
- All aluminium construction, which gives maximum strength for longevity, with minimal weight, for easy handling
- Marine grade powder coated frames, to withstand the harshest weather conditions
- Easy clean glass on all products as standard, keeping the glass cleaner for longer and reducing the manual cleaning effort
- Decorative ceramic border which protects the glass seals from UV damage
- 20-year unit seal warranty and 10 years on aluminium and powder coating\*


\* Full warranty information available on [www.roof-maker.co.uk](http://www.roof-maker.co.uk)

## BLACKOUT BLINDS AVAILABLE

Electric blackout blinds allow you greater control over the light coming into your room. Operate using the remote control, achieving a partial or total blackout as desired.

Powered by the mains adaptor, the blinds are available in black or white pleated material with co-ordinating motors and internal trims. The electric motors come with a 1-year guarantee.

They can be made in sizes up to 3000mm x 2000mm and are fitted to the rooflight during the manufacturing process, supported by spooling cords and semi-transparent nylon cords. The blinds are not sold separately.



## STANDARD FRAME COLOURS

Anthracyte Grey (RAL 7016)

Jet Black (RAL 9005)

## STANDARD GLASS TINTS

Clear Glass

## UPGRADED GLASS TINTS

Subtle Blue Tint

Grey Tint

Satinova Privacy Glass

\* As we manufacture our own products in our state of the art facility in Leicester, we are more than happy to discuss specific needs such as custom RAL colours or any specific requirements you may have, when you make your enquiry with a member of our sales team.

## GLASS OPTIONS



**ENERGY** is the name given to our standard glass. The glass offers outstanding Ug-values, which can be as low as  $0.6 \text{ W/m}^2\text{k}$ , depending on your chosen product. Energy Performance is ideal if your property is north or east-facing, as it will maximise available light and heat during the morning.



**SOLAR PERFORMANCE**, with G-values as low as 38%, Solar Performance glass has all the great features of our standard glass, plus a solar reflective coating to repel heat from the sun. Like our standard glass, Solar Performance has low Ug-values to keep heat in. It also has low G-values to minimise solar gain. This means the glass will keep your room warmer in winter and cooler in summer.



**ACOUSTIC PERFORMANCE** offers all the benefits of our standard glass, plus more effective insulation against outside noise caused by traffic and other factors. The improved noise reduction is achieved by using laminated panes, which are slightly thicker and spaced further apart. It is most effective when used with triple glazing.



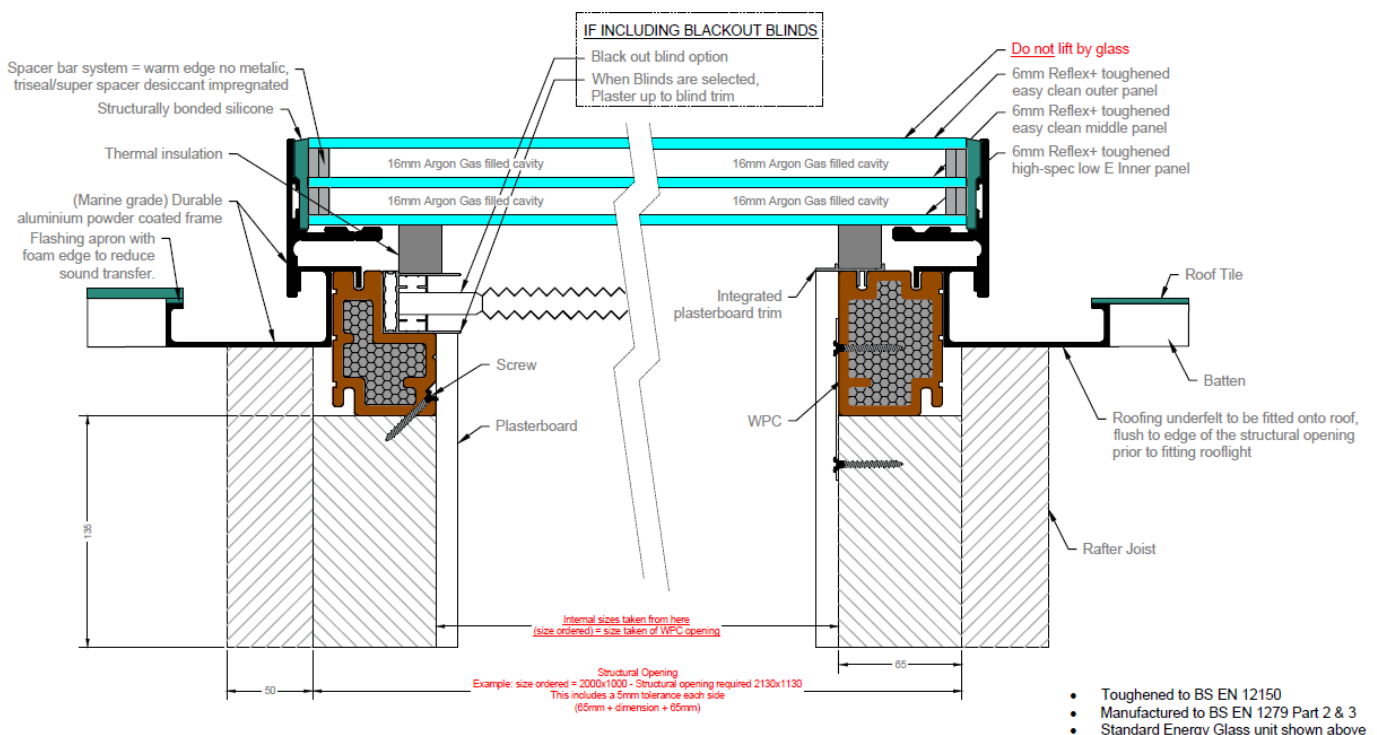
**SECURE PERFORMANCE** uses our standard glazing composition with laminated glass. This makes it significantly more difficult for an intruder to break through. The toughened glass is primed with a plastic interlayer, which stops it from shattering and keeps it in one piece.



**ULTIMATE ENERGY PERFORMANCE** is designed with Passive House standards in mind. If you choose one of our triple glazed products, we can offer you a glass choice that meets Passive house standards, with Ug-values as low as  $0.2 \text{ W/m}^2\text{k}$  (available in limited sizes).

## FAST INSTALLATION

A 10 minute installation time is achievable with careful planning and suitable lifting equipment (not including necessary wiring). The guide weight of an Opening Luxlite™ is approximately 92kgs/square metre. The guide below illustrates how your unit will fit to your roof structure, showing how to finish with your external tiles and internal plaster finish.



# DELIVERY OF YOUR ROOFLIGHT

All deliveries can be made direct to site, anywhere in the UK. Using our own fleet of vans, our team of experienced drivers will call you an hour before they arrive.

Overseas delivery arrangements are available for non-UK Customers.



# PREMIUM CONSTRUCTION

British design, handcrafted premium construction with a market leading 20-year unit seal warranty.

All our units are handcrafted on site. We take pride in the quality and design of all our products. The unit seals are 80% deeper than the industry standard. The deeper the seal, the longer the unit life, our unit seals have a standard life expectancy of 30 years.

- Continuous Acrylic Primary Adhesive seal:  
ONLY ONE JOINTED CORNER
- Bostik P5125 Hotmelt Secondary Super Vapour Seal:  
80% DEEPER THAN THE INDUSTRY STANDARD
- Two-part Dow Corning structural adhesive glass to aluminium:  
EXTREMELY STABLE BETWEEN TEMPERATURES OF -50°C - 100°C



# EDGETECH WARM EDGE SUPER SPACER®

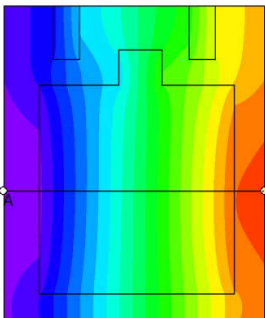
We use Super Spacer® in our entire product range to ensure your heat loss is kept to an absolute minimum.

80% of the energy lost through a window occurs at the edge of the glass because of the highly conductive nature of aluminium spacer. Super Spacer® is 950 times less conductive, blocking heat loss and reducing energy costs. Super Spacer reduces window Ug-values by up to 0.2W/m²k, allowing windows to achieve the highest window energy ratings.

# GLASS PERFORMANCE CHART

	Triple Glazed Energy	Triple Glazed Solar Control	Triple Glazed Security	Triple Glazed Acoustic	Quad Glazed Ultimate
G-value (%)	61	38	61	61	21
U-value (Ug) (W/m²)	0.6	0.6	0.6	0.6	0.2
Acoustics reduction (Decibels)	-39	-39	-44	-44	-36

Please note: The G-value performance of your rooflight can be further improved with the addition of a Solar Tint. Please enquire for details.



This product features a Wood Plastic Composite (WPC) profile as a 60mm wide thermal break which is filled with phenolic foam core to give a composite U-Value of 0.365 W/(m²K). WPC advantages over wood are clear sustainable credentials using recycled wood chip and plastic waste to produce a super insulating material that has good shape retention in high temperatures thanks to the inclusion of ceramic material within the material formula.

So no trees are cut down to make our products just utilisation of recycled materials to create new building materials. The composite profile gives clean lines with improved size tolerances and increased strength over traditional timber. Other advantages include fire and waterproof performance along with mould growth resistance.

Contact our sales team, pop into our Leicester showroom or go online for a quote.

We also offer factory tours if you would like to see and experience our handcrafted manufacturing process directly.